

002097

2009-025

1

1.1

www.cninfo.com.cn

1.2

1.3

()

2**2.1**

	002097	
	2	2
	0731-83572669	0731-83572669
	0731-83572606	0731-83572606
	db@sunward.com.cn	db@sunward.com.cn

2.2

2.2.1

	2,376,171,142.33	2,117,438,408.02	12.22%
	1,245,280,057.81	1,197,623,370.19	3.98%
	274,300,000.00	274,300,000.00	0.00%
/	4.54	4.37	3.89%
	1 6		
	686,530,956.03	820,189,318.56	-16.30%
	46,335,005.78	96,971,490.13	-52.22%
	54,721,572.62	97,001,766.43	-43.59%
	47,656,687.62	84,226,492.55	-43.42%
	40,528,029.45	84,249,956.43	-51.90%
/	0.1737	0.3088	-43.75%
/	0.1737	0.3088	-43.75%
%	3.83%	6.85%	-3.02%
	33,048,295.33	-139,362,759.72	123.71%
/	0.12	-0.51	123.53%

2.2.2

	0.00
	8,242,900.00
	0.00

	143,985.74
	-455.48
	-1,257,772.09
	7,128,658.17

2.2.3

3

3.1

			+ -						
	114,720,560	41.82%	0	0	0	-42,014,720	-42,014,720	72,705,840	26.51%
1	0	0.00%	0	0	0	0	0	0	0.00%
2	2,672,740	0.97%	0	0	0	-2,672,740	-2,672,740	0	0.00%
3	37,522,380	13.68%	0	0	0	-37,522,380	-37,522,380	0	0.00%
	25,453,870	9.28%	0	0	0	-25,453,870	-25,453,870	0	0.00%
	12,068,510	4.40%	0	0	0	-12,068,510	-12,068,510	0	0.00%
4	0	0.00%	0	0	0	0	0	0	0.00%
	0	0.00%	0	0	0	0	0	0	0.00%
	0	0.00%	0	0	0	0	0	0	0.00%
5	74,525,440	27.17%	0	0	0	-1,819,600	-1,819,600	72,705,840	26.51%
	159,579,440	58.18%	0	0	0	42,014,720	42,014,720	201,594,160	73.49%
1	159,579,440	58.18%	0	0	0	42,014,720	42,014,720	201,594,160	73.49%
2	0	0.00%	0	0	0	0	0	0	0.00%
3	0	0.00%	0	0	0	0	0	0	0.00%

4	0	0.00%	0	0	0	0	0	0	0.00%
	274,300,000	100.00%	0	0	0	0	0	274,300,000	100.00%

3.2 10 10

					44,706
10					
		26.51%	72,705,840	72,705,840	
		14.01%	38,421,816	0	
		2.68%	7,362,360	0	
		2.27%	6,216,510	0	
		1.74%	4,765,749	0	
		0.84%	2,297,220	0	
		0.79%	2,156,161	0	
		0.78%	2,131,010	0	
		0.73%	1,995,069	0	0
		0.71%	1,944,657	0	
10					
			38,421,816		
			7,362,360		
			6,216,510		
			4,765,749		
			2,297,220		
			2,156,161		
			2,131,010		
			1,995,069		

	1,944,657	
	1,858,060	

3.3

4

4.1

		72,705,840			72,705,840	72,705,840		
		1,908,060		50,000	1,858,060			
		300,000		60,000	240,000			
		381,930		50,000	331,930			
		2,322,510		191,500	2,131,010			
		1,500			1,500			

5

5.1

			%	%	%	%
	68,653.10	51,180.30	25.45%	-16.30%	14.05%	-1.95%
	28,873.13	20,369.20	29.45%	-27.15%	-24.83%	-2.18%
	32,138.84	25,145.59	21.76%	-18.03%	-17.41%	-0.58%
	1,667.67	1,055.93	36.68%	50.70%	55.69%	-2.03%
	4,682.21	3,709.48	20.78%	20,969.95%	15,284.95%	29.28%
	1,184.89	803.52	32.19%	-35.12%	-29.88%	-5.06%

0

5.2

		%
	63,720.49	-5.96%
	4,826.25	-65.63%

5.3

--

5.4

5.5

1		17,472.8	22.24%
2		5,010.36	14.79%
	4,367.41	16.39%	
	1,554.09	88.3%	
3		1,584.09	138.05%
4		717.97	43.33

5.6


5.6.1

			79,826.81						5,676.41		
			9,600.00						54,926.54		
			12.03%								
			(1)	(2)	(3)	(4)	(2)/(1)				
					(2)-(1)						

		16,000.00	16,000.00	16,000.00	0.00	16,082.66	82.66	100.52%	2007.09.30	1,875.08		
		7,500.00	7,500.00	7,500.00	109.29	7,193.54	-306.46	95.91%	2008.12.31	274.29		
(CIMS)		1,500.00	1,500.00	1,500.00	23.24	896.08	-603.92	59.74%	2008.12.31	0.00		
IPO)		6,630.74	6,630.74	6,630.74	0.00	6,630.74	0.00	100.00%	2007.06.30	0.00		
5000		48,196.07	38,596.07	20,704.49	643.88	14,523.52	-6,180.97	70.15%	2011.02.10	657.10		
		0.00	7,000.00	7,000.00	4,900.00	7,000.00	0.00	100.00%	2010.10.22	0.00		
()		0.00	2,600.00	2,600.00	0.00	2,600.00	0.00	100.00%	2008.12.31	0.00		
	-	79,826.81	79,826.81	61,935.23	5,676.41	54,926.54	-7,008.69	-	-	2,806.47	-	-
	1 IPO	—										
	2	— 5,000										
	1 IPO											
	2	2008										
		7,000 9,600 5000 2,600										
	1 IPO	6,879.72										
	[2007] 003	2007 1 13										
		6,879.72										
	2	3,993.18										
	ZA1-001	2008 1 21 (2008)										
		3,993.18										

	1 IPO													
	2	2008	1	21						4,800				
						2008	4	20	,2008	4	18	4,800		
						2007								
						10,000						2008		
	11 27	2008	11	26		10,000						2008		
	12 4											2008		
												,		
	6 3			4,800						2009	6	4	2009	
										2009	6	15		
										,				
		4,800						2009	12	15		2009	6	30
								4,800						
	1 IPO													
	2			5,000										
								9,600				,		
	1 IPO					9,971,310.90								
	2	3,893,122.62								6,078,188.28				
					5,000							201,639,607.58		
		57,659,094.73												

5.6.2



	5,000	9,600	2008	9,600
	5,000	2,600	7,000	

5.7

5.8 2009 1-9

2009 1-9		30%
		0%-30%
2008 1-9		85,966,907.12
		2008

5.9

5.10

6

6.1

6.1.1

6.1.2

6.1.3

6.2

6.3


6.4

6.5

6.5.1

6.5.2

6.5.3 2009



6.5.4

	12	

6.5.5

7

7.1

7.2

7.2.1

2009 06 30

	557,425,420.39	486,986,161.49	554,156,156.63	518,314,599.22
	0.00	0.00	0.00	0.00
	0.00	0.00	0.00	0.00
	0.00	0.00	0.00	0.00
	6,842,910.00	6,842,910.00	9,033,000.00	9,033,000.00
	411,335,773.82	413,151,537.29	226,606,906.77	225,335,312.75
	154,420,067.05	124,718,627.94	152,766,648.22	143,472,364.36
	0.00	0.00	0.00	0.00
	0.00	0.00	0.00	0.00
	0.00	0.00	0.00	0.00
	0.00	0.00	0.00	0.00
	0.00	0.00	0.00	0.00
	61,694,118.73	61,173,329.42	48,343,814.46	50,273,391.05
	0.00	0.00	0.00	0.00
	722,271,583.29	705,879,872.77	686,368,938.37	678,415,712.11
	0.00	0.00	0.00	0.00
	0.00	0.00	0.00	0.00
	1,913,989,873.28	1,798,752,438.91	1,677,275,464.45	1,624,844,379.49
	0.00	0.00	0.00	0.00
	0.00	0.00	0.00	0.00
	0.00	0.00	0.00	0.00
	0.00	0.00	0.00	0.00

	2,601,424.97	136,998,900.47	1,201,106.07	85,098,581.57
	0.00	0.00	0.00	0.00
	306,269,955.83	293,417,471.72	293,356,310.04	280,495,843.97
	42,656,642.41	38,269,901.41	34,201,351.02	33,538,551.02
	0.00	0.00	0.00	0.00
	0.00	0.00	0.00	0.00
	0.00	0.00	0.00	0.00
	0.00	0.00	0.00	0.00
	97,899,661.70	77,382,410.64	101,073,854.53	78,154,210.73
	0.00	0.00	0.00	0.00
	2,532,675.23	0.00	2,532,675.23	0.00
	235,000.00	0.00	0.00	0.00
	9,985,908.91	9,954,196.73	7,797,646.68	7,770,692.70
	0.00	0.00	0.00	0.00
	462,181,269.05	556,022,880.97	440,162,943.57	485,057,879.99
	2,376,171,142.33	2,354,775,319.88	2,117,438,408.02	2,109,902,259.48
	433,000,000.00	433,000,000.00	403,000,000.00	403,000,000.00
	0.00	0.00	0.00	0.00
	0.00	0.00	0.00	0.00
	0.00	0.00	0.00	0.00
	0.00	0.00	0.00	0.00
	141,993,682.25	141,993,682.25	70,961,277.00	70,961,277.00
	275,018,917.38	268,556,016.72	203,048,170.02	201,823,479.39
	24,346,395.65	19,907,308.24	16,637,445.22	16,186,844.01
	0.00	0.00	0.00	0.00
	0.00	0.00	0.00	0.00
	2,314,750.34	2,129,812.76	1,847,971.26	1,517,926.17
	24,858,768.18	24,982,744.71	5,297,164.85	5,262,068.49

2009

817,478.25	817,478.25
0.00	0.00
68,889,270.42	67,833,241.27
0.00	0.00
0.00	0.00
0.00	0.00
0.00	0.00
0.00	0.00
0.00	0.00
15,062,000.00	15,062,000.00
785,560,777.02	782,464,314.58
98,600,000.00	98,600,000.00
0.00	0.00
0.00	0.00
0.00	0.00
23,917,250.00	23,917,250.00

0,331356b5.72f242f3060454 116.52 22.74

	1,245,280,057.81	1,254,707,931.51	1,197,623,370.19	1,202,661,394.90
	15,662,876.10	0.00	9,477,710.81	0.00
	1,260,942,933.91	1,254,707,931.51	1,207,101,081.00	1,202,661,394.90
	2,376,171,142.33	2,354,775,319.88	2,117,438,408.02	2,109,902,259.48

7.2.2

2009 1-6

	686,530,956.03	689,750,904.35	820,189,318.56	815,522,491.13
	686,530,956.03	689,750,904.35	820,189,318.56	815,522,491.13
	0.00	0.00	0.00	0.00
	0.00	0.00	0.00	0.00
	0.00	0.00	0.00	0.00
	640,196,269.15	638,946,628.55	723,159,426.14	716,967,988.71
	511,802,983.26	516,066,276.44	595,490,761.42	592,937,379.27
	0.00	0.00	0.00	0.00
	0.00	0.00	0.00	0.00
	0.00	0.00	0.00	0.00
	0.00	0.00	0.00	0.00
	0.00	0.00	0.00	0.00
	0.00	0.00	0.00	0.00
	0.00	0.00	0.00	0.00
	3,233,810.49	3,191,209.93	1,721,190.61	1,706,608.01
	50,103,550.07	49,352,299.31	58,802,202.84	58,710,049.69
	43,674,113.76	38,965,244.46	52,237,372.25	48,698,942.27
	15,540,945.10	15,606,633.51	8,253,407.09	8,245,644.93
	15,840,866.47	15,764,964.90	6,654,491.93	6,669,364.54
-	0.00	0.00	0.00	0.00

-	318.90	318.90	-58,402.29	-58,402.29
	318.90	318.90	-58,402.29	-58,402.29
-	0.00	0.00	0.00	0.00
-	46,335,005.78	50,804,594.70	96,971,490.13	98,496,100.13
	8,461,930.54	8,459,848.49	3,002,951.55	2,999,909.34
	75,363.70	72,128.19	2,972,675.25	2,972,587.75
	0.00	0.00	111,264.78	111,264.78
-	54,721,572.62	59,192,315.00	97,001,766.43	98,523,421.72
	7,179,719.72	7,145,778.39	12,669,252.04	12,570,690.92
-	47,541,852.90	52,046,536.61	84,332,514.39	85,952,730.80
	47,656,687.62	52,046,536.61	84,226,492.55	85,952,730.80
	-114,834.72	0.00	106,021.84	0.00
	0.1737	0.1897	0.3088	0.3151
	0.1737	0.1897	0.3088	0.3151

7.2.3

2009 1-6

	0.00	0.00	0.00	0.00
	0.00	0.00	0.00	0.00
	0.00	0.00	0.00	0.00
	0.00	0.00	0.00	0.00
	0.00	0.00	0.00	0.00
	0.00	0.00	0.00	0.00
	4,961,867.91	4,716,410.72	17,865,999.72	17,503,663.46
	3,741,618.48	3,428,490.43	11,319,675.44	10,310,248.05
	491,938,437.64	485,170,758.95	717,715,421.40	709,513,385.67
	355,628,199.26	351,057,484.95	747,668,253.94	740,639,272.34
	0.00	0.00	0.00	0.00
	0.00	0.00	0.00	0.00
	0.00	0.00	0.00	0.00
	0.00	0.00	0.00	0.00
	0.00	0.00	0.00	0.00
	50,132,366.08	48,543,278.55	50,811,214.19	48,742,335.88
	27,243,223.74	26,649,794.74	18,366,773.04	17,567,455.57
	25,886,353.23	24,821,141.60	40,231,939.95	37,598,582.91
	458,890,142.31	451,071,699.84	857,078,181.12	844,547,646.70
	33,048,295.33	34,099,059.11	-139,362,759.72	-135,034,261.03

	53,951,788.64	53,951,788.64	5,870,000.00	5,870,000.00
	0.00	0.00	0.00	0.00
	0.00	0.00	0.00	0.00
	2,155,252.00	0.00	0.00	0.00
	107,256,372.17	81,500,077.20	43,196,089.20	43,188,109.20
	-102,617,321.03	-81,469,377.20	-43,177,325.85	-43,169,345.85
	56,800,000.00		483,770,660.00	483,770,660.00
	0.00	0.00		
	220,000,000.00	220,000,000.00	215,000,000.00	215,000,000.00
	0.00	0.00	0.00	0.00
	0.00	0.00	0.00	0.00
	276,800,000.00	220,000,000.00	698,770,660.00	698,770,660.00
	190,000,000.00	190,000,000.00	133,014,000.00	133,000,000.00
	13,587,380.85	13,587,380.85	10,859,242.50	10,859,242.50
	0.00	0.00	0.00	0.00
	345,000.00	345,000.00	964,015.50	964,015.50
	203,932,380.85	203,932,380.85	144,837,258.00	144,823,258.00
	72,867,619.15	16,067,619.15	553,933,402.00	553,947,402.00
	-29,329.69	-25,738.79	-448,124.10	-448,124.10
	3,269,263.76	-31,328,437.73	370,945,192.33	375,295,671.02
	554,156,156.63	518,314,599.22	229,678,370.93	224,529,862.33
	557,425,420.39	486,986,161.49	600,623,563.26	599,825,533.35

7.2.4

2009

	274,300,000.00	655,759,231.50	0.00	0.00	44,731,793.57	0.00	222,832,345.12	0.00	9,477,710.81	1,207,101,081.00	265,150,000.00	182,886,625.00	0.00	0.00	39,032,159.06	0.00	176,657,909.62	0.00	386,390.93	664,113,084.61
	0.00	0.00	0.00	0.00	0.00	0.00	0.00	0.00	0.00	0.00	0.00	0.00	0.00	0.00	0.00	0.00	0.00	0.00	0.00	0.00
	0.00	0.00	0.00	0.00	0.00	0.00	0.00	0.00	0.00	0.00	0.00	0.00	0.00	0.00	0.00	0.00	0.00	0.00	0.00	0.00
	0.00	0.00	0.00	0.00	0.00	0.00	0.00	0.00	0.00	0.00	0.00	0.00	0.00	0.00	0.00	0.00	0.00	0.00	0.00	0.00

3	0.00	0.00	0.00	0.00	0.00	0.00	0.00	0.00	0.00	0.00	0.00	0.00	0.00	0.00	0.00	0.00	0.00	0.00	0.00	0.00	0.00
4	0.00	0.00	0.00	0.00	0.00	0.00	0.00	0.00	0.00	0.00	0.00	0.00	0.00	0.00	0.00	0.00	0.00	0.00	0.00	0.00	0.00
	0.00	0.00	0.00	0.00	0.00	0.00	0.00	0.00	0.00	0.00	0.00	0.00	0.00	0.00	0.00	0.00	0.00	0.00	0.00	0.00	0.00
1	0.00	0.00	0.00	0.00	0.00	0.00	0.00	0.00	0.00	0.00	0.00	0.00	0.00	0.00	0.00	0.00	0.00	0.00	0.00	0.00	0.00
2	0.00	0.00	0.00	0.00	0.00	0.00	0.00	0.00	0.00	0.00	0.00	0.00	0.00	0.00	0.00	0.00	0.00	0.00	0.00	0.00	0.00
3	0.00	0.00	0.00	0.00	0.00	0.00	0.00	0.00	0.00	0.00	0.00	0.00	0.00	0.00	0.00	0.00	0.00	0.00	0.00	0.00	0.00
4	0.00	0.00	0.00	0.00	0.00	0.00	0.00	0.00	0.00	0.00	0.00	0.00	0.00	0.00	0.00	0.00	0.00	0.00	0.00	0.00	0.00
	274,300,000.00	655,759,231.50	0.00	0.00	44,731,793.57	0.00	270,489,032.74	0.00	15,662,876.10	1,260,942,933.91	274,300,000.00	655,697,285.00	0.00	0.00	39,032,159.06	0.00	260,884,402.17	0.00	492,412.78	1,230,406,259.01	

7.2.5

2009

--	--	--	--	--	--	--	--	--	--	--	--	--	--	--	--	--	--	--	--	--	--


	0.00	0.00	0.00	0.00	0.00	0.00	0.00	0.00	0.00	0.00	0.00	0.00	0.00	0.00
	0.00	0.00	0.00	0.00	0.00	0.00	0.00	0.00	0.00	0.00	0.00	0.00	0.00	0.00
	274,300,00	655,759,23	0.00	0.00	44,731,793	227,870,36	1,202,661,3	265,150,00	182,886,62	0.00	0.00	39,107,238	177,249,36	664,393,23
	0.00	1.50			.57	9.83	94.90	0.00	5.00			.03	9.95	2.98
-	0.00	0.00	0.00	0.00	0.00	52,046,536	52,046,536.	9,150,000.	472,810,66	0.00	0.00	0.00	85,952,730	567,913,39
						.61	61	00	0.00				.80	0.80
	0.00	0.00	0.00	0.00	0.00	52,046,536	52,046,536.	0.00	0.00	0.00	0.00	0.00	85,952,730	85,952,730.
						.61	61						.80	80
	0.00	0.00	0.00	0.00	0.00	0.00	0.00	0.00	0.00	0.00	0.00	0.00	0.00	0.00
1	0.00	0.00	0.00	0.00	0.00	0.00	0.00	0.00	0.00	0.00	0.00	0.00	0.00	0.00
2	0.00	0.00	0.00	0.00	0.00	0.00	0.00	0.00	0.00	0.00	0.00	0.00	0.00	0.00
3	0.00	0.00	0.00	0.00	0.00			0.00	0.00	0.00	0.00	0.00	0.00	0.00
4	0.00	0.00	0.00	0.00	0.00			0.00	0.00	0.00	0.00	0.00	0.00	0.00
	0.00	0.00	0.00	0.00	0.00	52,046,536	52,046,536.	0.00	0.00	0.00	0.00	0.00	85,952,730	85,952,730.
						.61	61						.80	80
	0.00	0.00	0.00	0.00	0.00	0.00	0.00	9,150,000.	472,810,66	0.00	0.00	0.00	0.00	481,960,66
								00	0.00					0.00
1	0.00	0.00	0.00	0.00	0.00	0.00	0.00	9,150,000.	472,810,66	0.00	0.00	0.00	0.00	481,960,66
								00	0.00					0.00

2	0.00	0.00	0.00	0.00	0.00	0.00	0.00	0.00	0.00	0.00	0.00	0.00	0.00	0.00
3	0.00	0.00	0.00	0.00	0.00	0.00	0.00	0.00	0.00	0.00	0.00	0.00	0.00	0.00
	0.00	0.00	0.00	0.00	0.00	0.00	0.00	0.00	0.00	0.00	0.00	0.00	0.00	0.00
1	0.00	0.00	0.00	0.00	0.00	0.00	0.00	0.00	0.00	0.00	0.00	0.00	0.00	0.00
2	0.00	0.00	0.00	0.00	0.00	0.00	0.00	0.00	0.00	0.00	0.00	0.00	0.00	0.00
3	0.00	0.00	0.00	0.00	0.00	0.00	0.00	0.00	0.00	0.00	0.00	0.00	0.00	0.00
	0.00	0.00	0.00	0.00	0.00	0.00	0.00	0.00	0.00	0.00	0.00	0.00	0.00	0.00
1	0.00	0.00	0.00	0.00	0.00	0.00	0.00	0.00	0.00	0.00	0.00	0.00	0.00	0.00
2	0.00	0.00	0.00	0.00	0.00	0.00	0.00	0.00	0.00	0.00	0.00	0.00	0.00	0.00
3	0.00	0.00	0.00	0.00	0.00	0.00	0.00	0.00	0.00	0.00	0.00	0.00	0.00	0.00
4	0.00	0.00	0.00	0.00	0.00	0.00	0.00	0.00	0.00	0.00	0.00	0.00	0.00	0.00
	274,300,00	655,759,23	0.00	0.00	44,731,793	279,916,90	1,254,707,9	274,300,00	655,697,28	0.00	0.00	39,107,238	263,202,10	1,232,306,6
	0.00	1.50			.57	6.44	31.51	0.00	5.00			.03	0.75	23.78

7.3

7.3.1

7.3.2



7.3.3